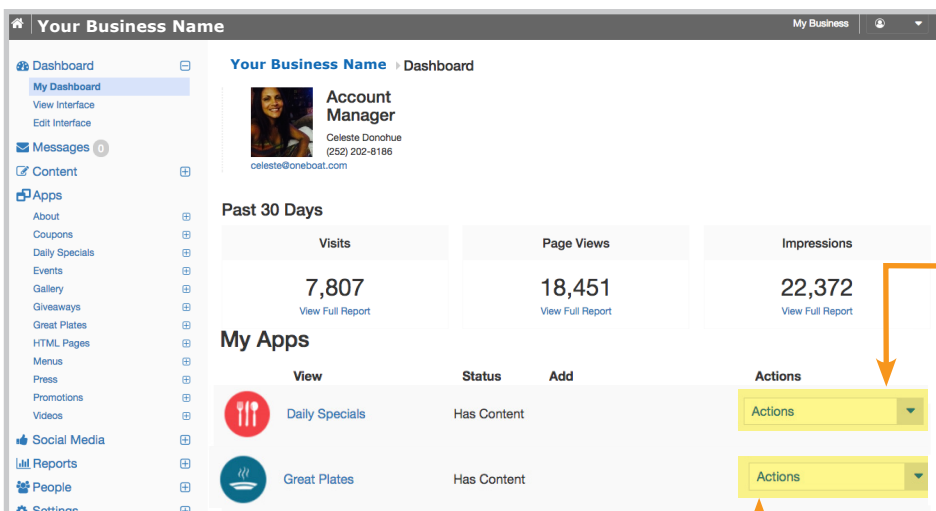


Daily Specials & Great Plates Apps



DAILY SPECIALS & GREAT PLATES APP

These apps depend on the Menu App. Menu categories must first be created and food items added before they can be flagged as a Daily Special or Great Plate.

DAILY SPECIALS APP

Under *Dashboard > My Apps > Daily Special > Actions*

To be used by restaurant businesses to post menu items as a Daily Special.

Once a Menu App is completed with food items scheduled for and marked as Daily Specials, the Daily Specials app links will appear under the Actions column including: **View, App Content, Print Daily Specials, Print Daily Specials Without Header,** and **Embed.**

- Select **View** to see currently scheduled Daily Specials. On the same page, select **Manage Food Items** and use the link at the top of the page to **Reorder Daily Specials**. Food Items can also be quickly flagged and unflagged as a Daily Special by selecting the 🍴 **Daily Special** icon. Creating a specific schedule for advertising the item as a daily special can also be done here by selecting the 📅 **Schedule Daily Specials** icon. Items can also be **Edited** using the ✎ icon and **Published/Unpublished** using the ✅ icon.

GREAT PLATES APP

Under *Dashboard > My Apps > Great Plates > Actions*


To be used by restaurant businesses to promote menu items as Great Plates. Great Plates are listed on the interface as well as promoted on the restaurant sections of the destination sites.

Once a Menu app is completed with food items scheduled for and marked as Great Plates, links will appear under the Actions column including: **View** and **App Content**.


- Select **View** to see currently scheduled Great Plates. On the same page, select **Manage Food Items** and use the link at the top of the page to **Reorder Great Plates**. Food Items can also be quickly flagged and unflagged as a Great Plate by selecting the 🍷 **Great Plate** icon. Creating a specific schedule for advertising the item as a great plate can also be done here by selecting the 📅 **Schedule Great Plates** icon. Items can also be **Edited** using the ✎ icon and **Published/Unpublished** using the ✅ icon.

Business Name (Test) > Manage Food Items

- Add food item
- Reorder Daily Specials
- Reorder Promoted Daily Specials
- Reorder Great Plates




Food Item 1
Brief description of the food item.
Small \$3.00,
Large \$6.00



Example of a great plate.




- Select **Print Daily Specials** to download a PDF of the business's daily specials with a header. This layout includes the logo, business name, menu, date, categories and food items. As an alternative, select the **Without Header** link to download the PDF with only the date, categories and food items. To change the default paper size, select the **Edit** tab on the main navigation. Next, select the **Configuration Settings Tab** and scroll down to find the header **Preferred Paper Size**. Choose **Letter** or **Legal** paper size.



Lucky 12 Tavern
Nags Head
[View all Daily Specials](#)

Build Your Own Pizza
16" New York style pizza baked in our special... [More info](#)



Example of a daily special listing.